



Advance Opinions of the Supreme Court and Court of Appeals

Index

IN THIS ISSUE

Section A

Announcements	2
1988-89 Committee	
Appointments	3
Local Bar Meetings	12
Arbitration Forms	13
CLE Calendar	17
CLE Program	18
Classified Ads	19-24

Section B

Notices 321

Supreme Court 323

No. 17243; Virginia Castillo, as mother and next friend of R. Daniel Castillo and Manuel M. Castillo, vs. County of Santa Fe, County of Santa Fe Housing Authority, Rudy R. Fernandez, Samuel J. Garcia, Jerome Block, Patrick Ortiz and Paul Arellano, in their official capacities and individually

No. 17300; Western Savings & Loan Association, an Arizona corporation, vs. CFS Portales Ethanol I, Ltd., a New Mexico limited partnership, et al.

Court of Appeals 326

8224; In the Matter of the Estate of Beatrice M. Greig, Deceased. Fletcher R. Catron, Personal Representative, vs. Melvin D. Rueckhaus

9789/9793; Anselmo Valdez, vs. Mountain Bell Telephone Co., Public Service Co. of New Mexico, and City of Las Vegas, New Mexico

10027; Minnie Reeves, vs. James L. Wimberly

10455; Evelyn Fahr, vs. Aaron McGruder Trucking, Employer and Mountain States Mutual Casualty Company, Insurer

Membership Demographic Information Now Available

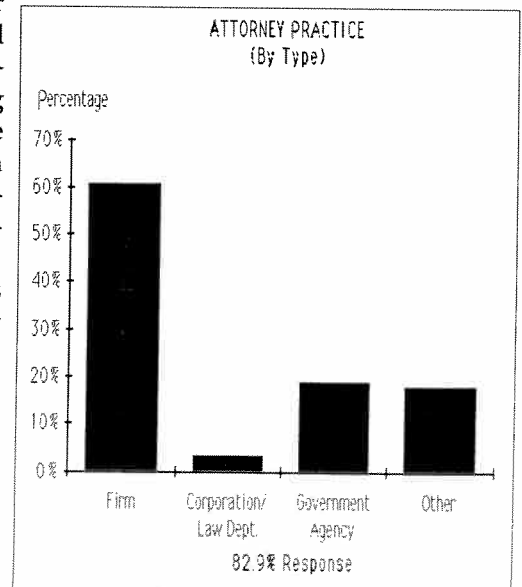
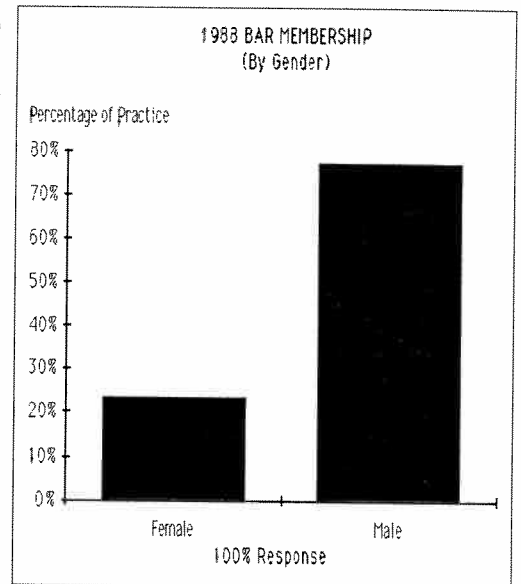
In December of last year, the 1988 membership dues forms were mailed. Included with this form was a section which requested various demographic information from the membership. The purpose for this request was to provide the staff of the State Bar the opportunity to advance the data base of information in an effort to better serve the attorneys of the state.

Information of this type is vitally important, not only for general use by the membership, but it also provides a basis for the various Committees of the State Bar to negotiate programs which are of considerable benefit to the profession.

The response was outstanding, ranging from 78.55% to 90.23%. For your efforts, the staff of the State Bar and the Board of Bar Commissioners sincerely thank you. In the upcoming months, you will begin to realize the benefits of being able to function from a data base that is improving as the membership assists with the necessary collection efforts.

The following graphs and tables provide membership information by gender, natures of practice, ethnicity, membership status, and firm size. In addition, this information is compiled by locations.

Within the next few months, the State Bar will be discussing with various interested organizations, an update of the 1983 Economic Survey. The combination of these two will produce a current and more sophisticated New Mexico attorney information base.



(continued on page 3)

Work Begins on 1988-89 Committee Appointments

President-Elect Charles A. Pharris has begun the process which will lead to committee appointments for the 1988-89 year. The following standing committees may have vacancies:

- Advisory Opinions
- Alternative Methods of Dispute Resolution
- Bar Communications
- Continuing Legal Education
- Commission on Professionalism
- Fee Arbitration
- Judicial Selection
- Law of the Handicapped
- Law Office Economics
- Law Referral for the Elderly
- Lawyers' Professional Liability
- Legal/Dental/Osteopathic/Podiatry
- Legal Retreat
- Legislative
- Library
- Medical-Legal Grievance
- Medical-Legal Liaison
- Medical-Review Commission
- Personal Lines Insurance
- Pro Bono/Legal Services
- Technology Utilization
- Unauthorized Practice of Law

If you are interested in being considered for appointment, please send a letter of interest by July 1, 1988, to the State Bar office, c/o Administrator of Committees, P. O. Box 25883, Albuquerque, NM 87125.

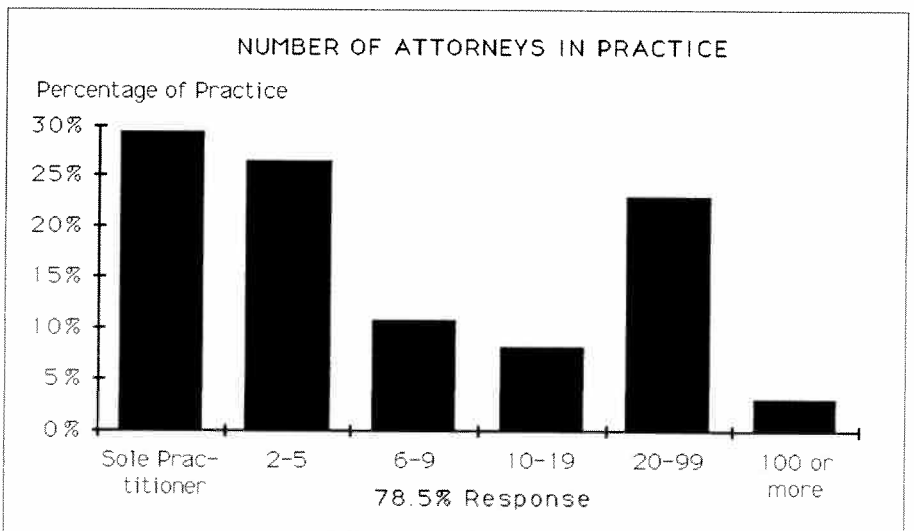
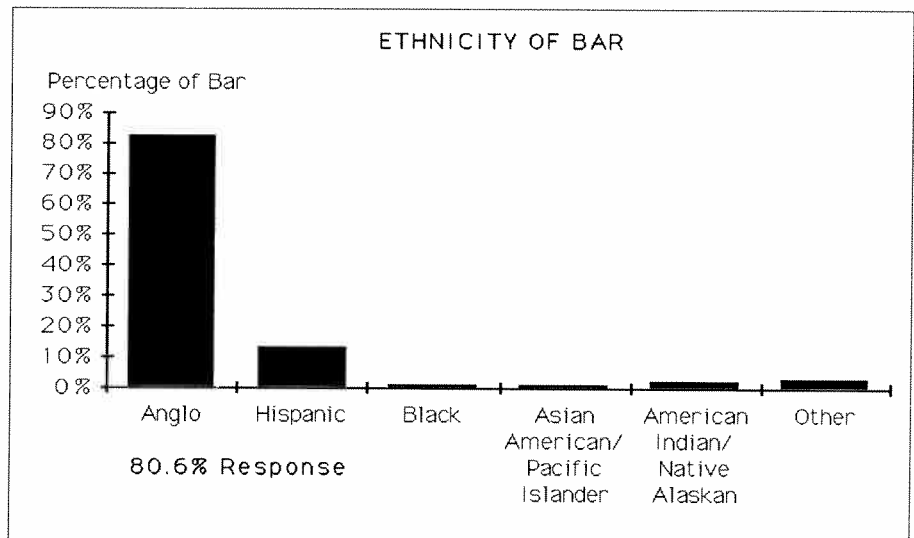
Committee to Draft Rule to Govern Non-Lawyer Representation Before Administrative Agencies

A special study committee has been assigned the task of drafting a new rule to govern non-lawyer representation before administrative agencies. The next meeting of the study committee will be held June 11 at 1:00 p.m. at the State Bar office. This will be a working session to draft the rule. Members of the Bar are welcome to attend.

On June 25 at 10:00 a.m. in Room 2402 of the UNM School of Law, a second meeting will be held to receive comments on the draft rule. The draft rule will be published in the June 16 *Bar Bulletin* and revisions will be distributed at the June 25 meeting.

Demographic Information

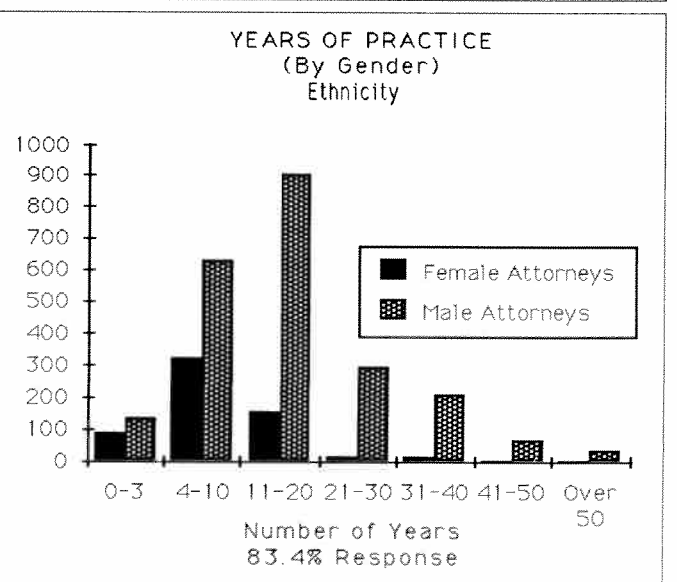
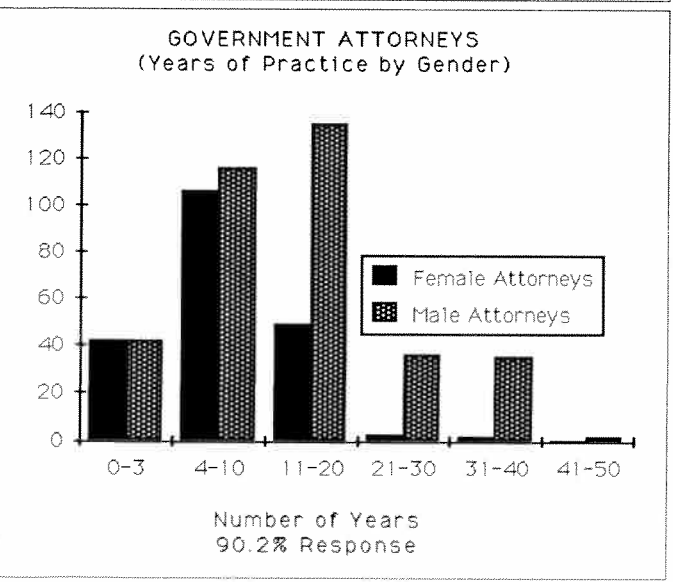
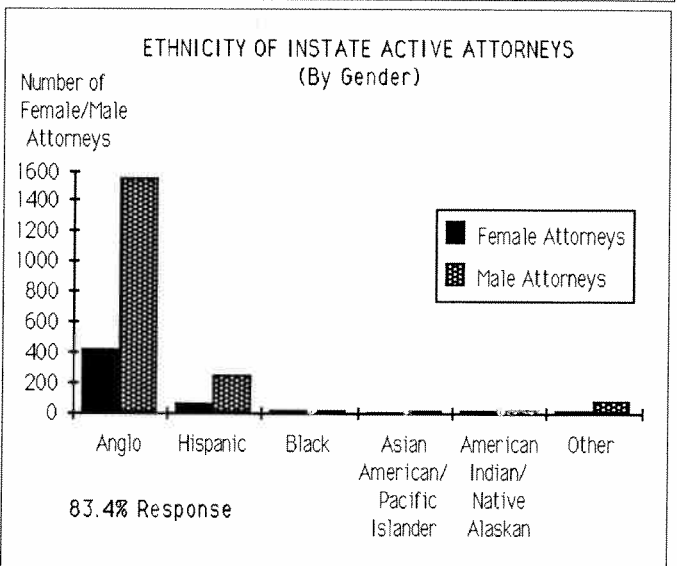
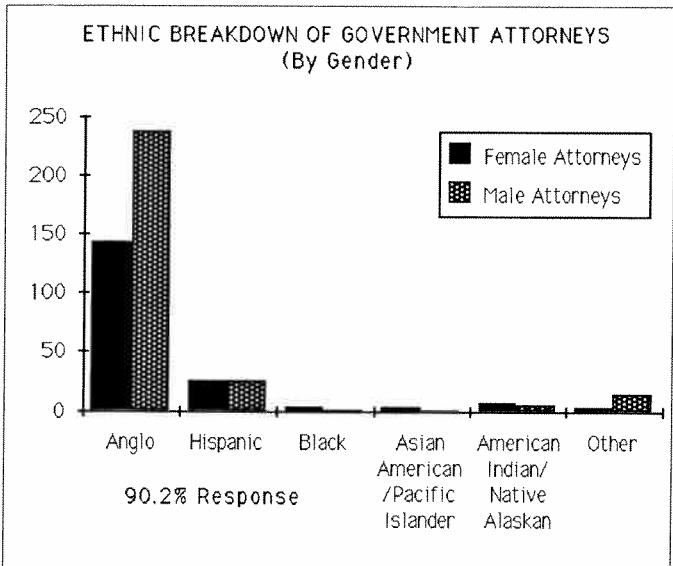
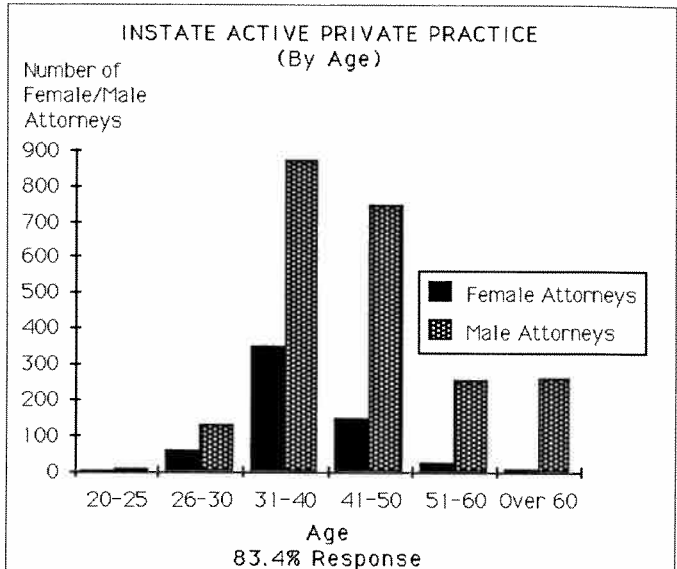
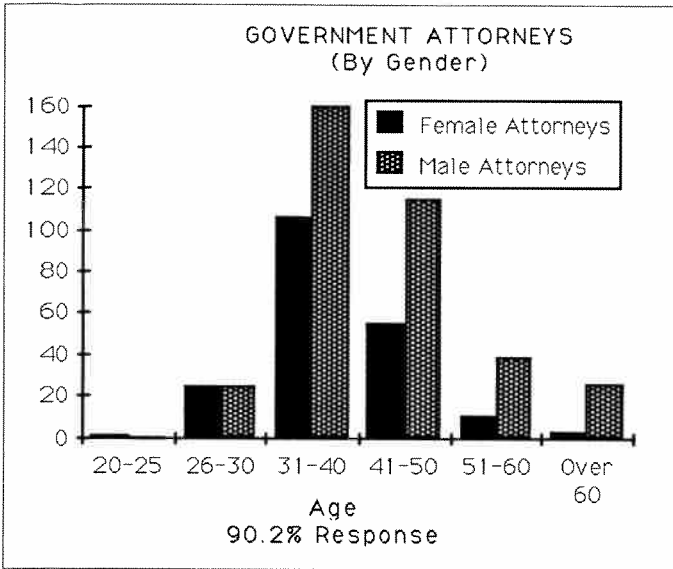
(continued from page 1)

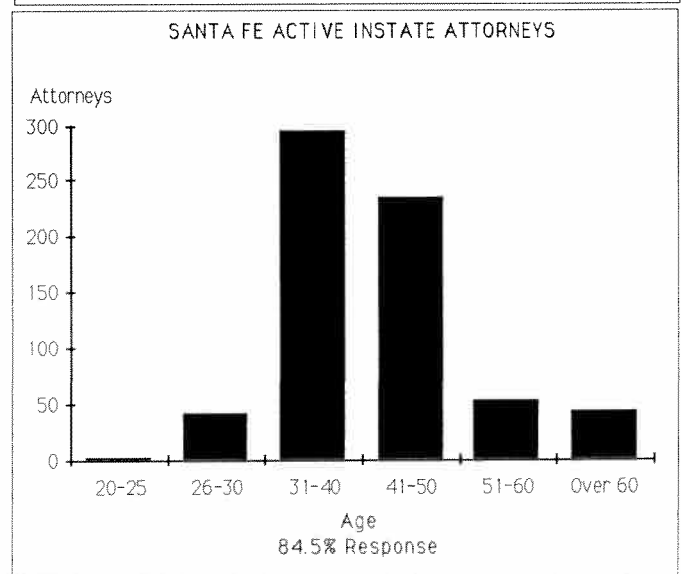
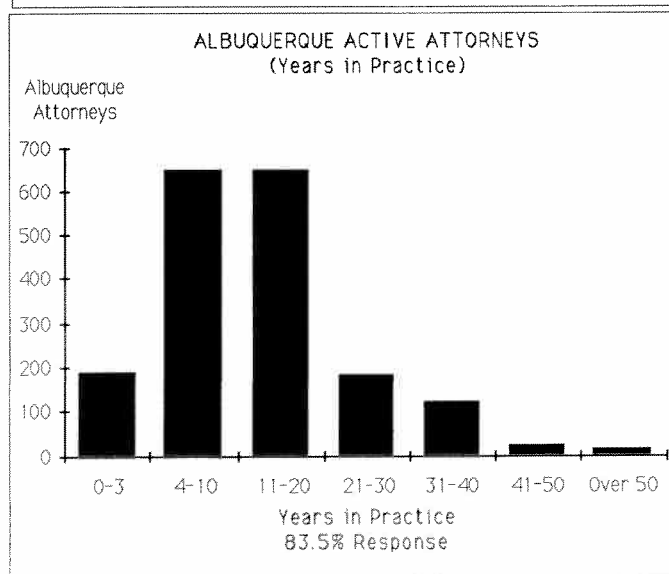
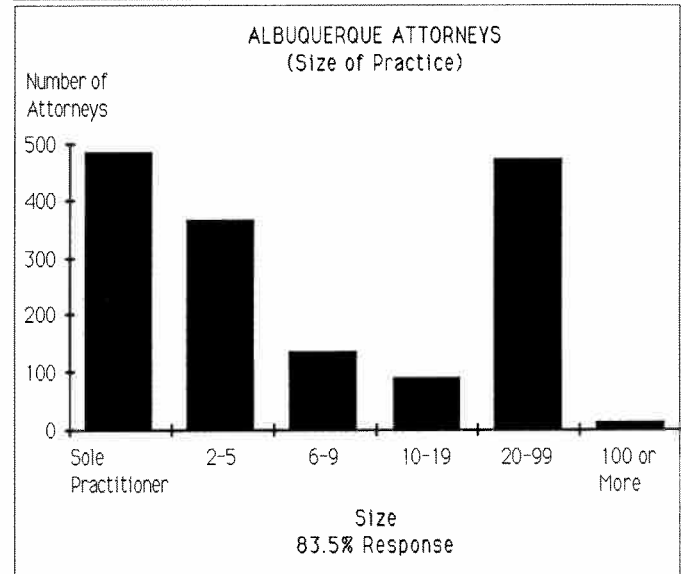
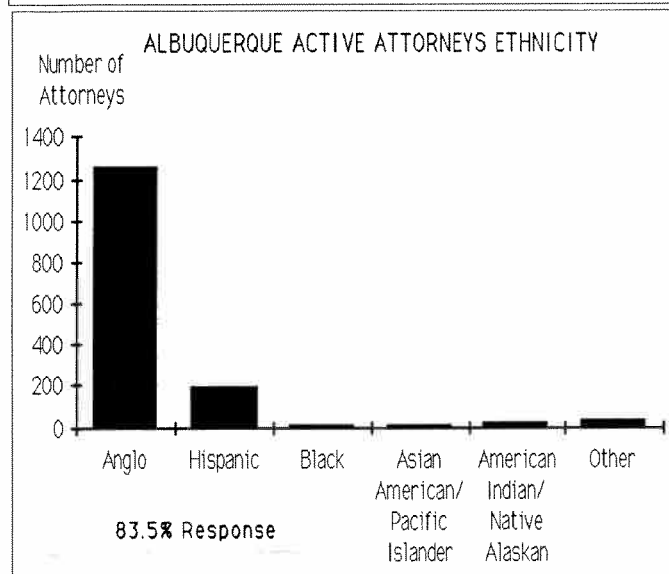
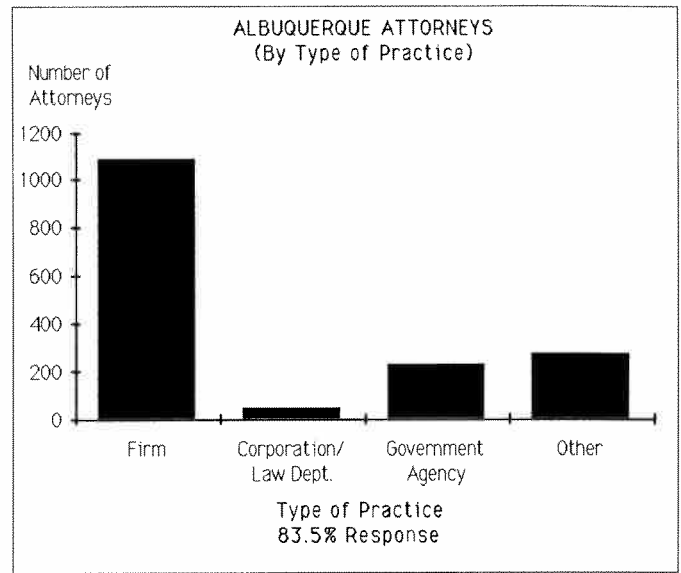
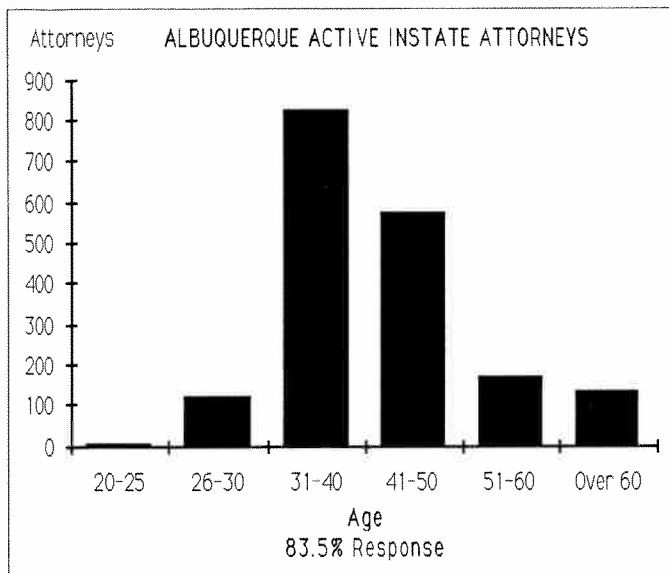


(continued on page 4)

Demographic Information

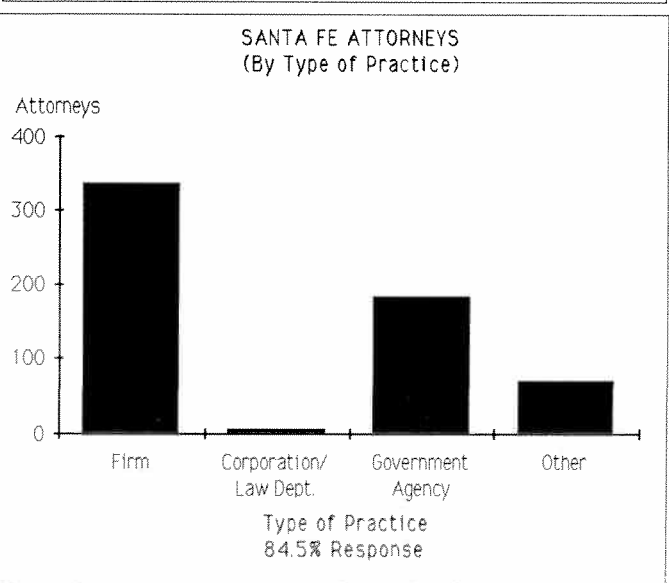
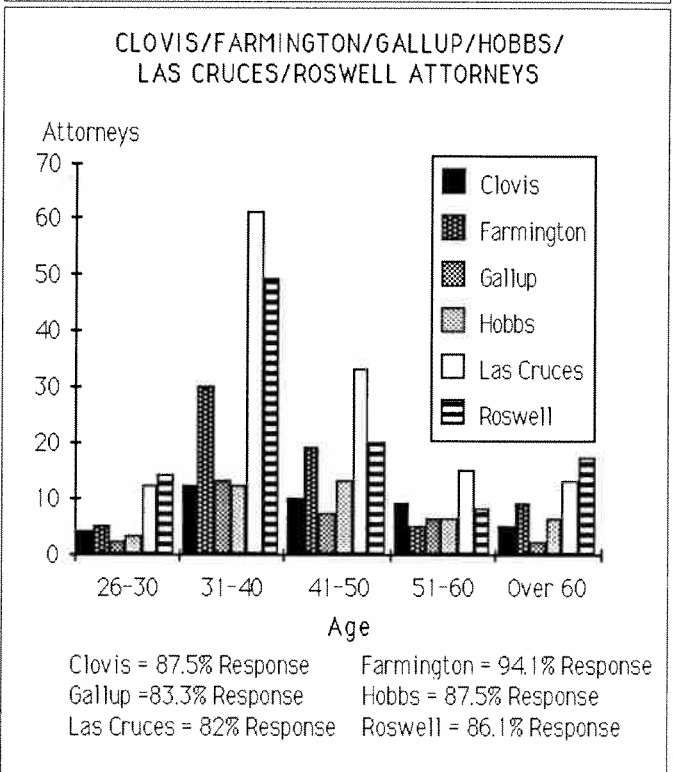
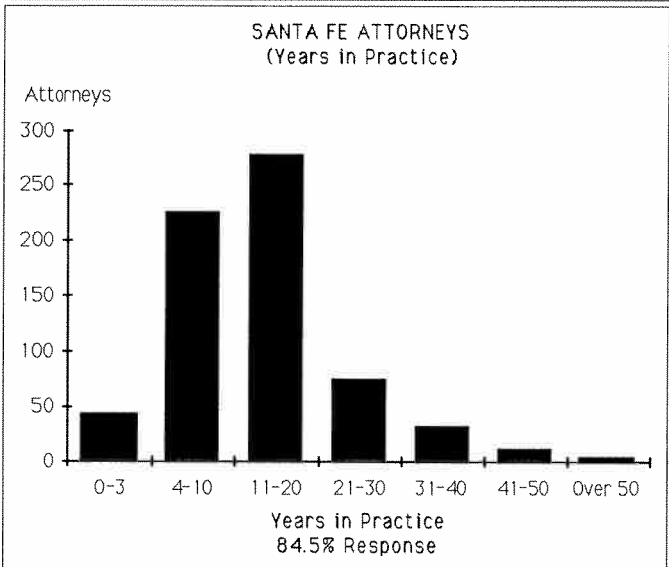
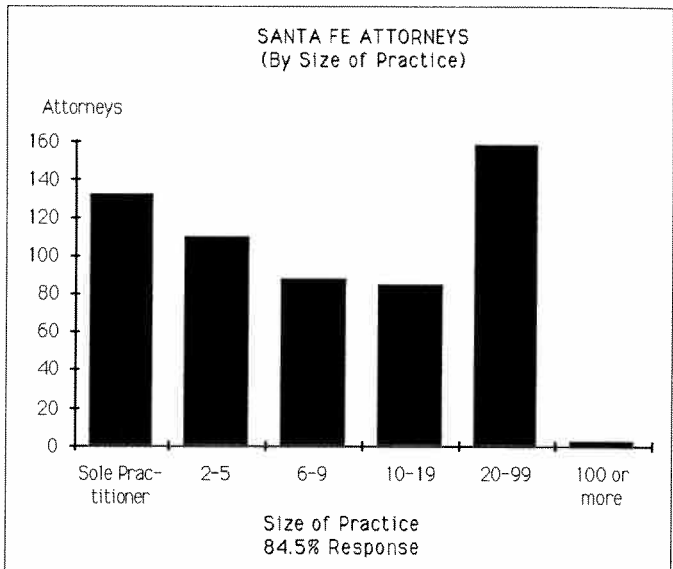
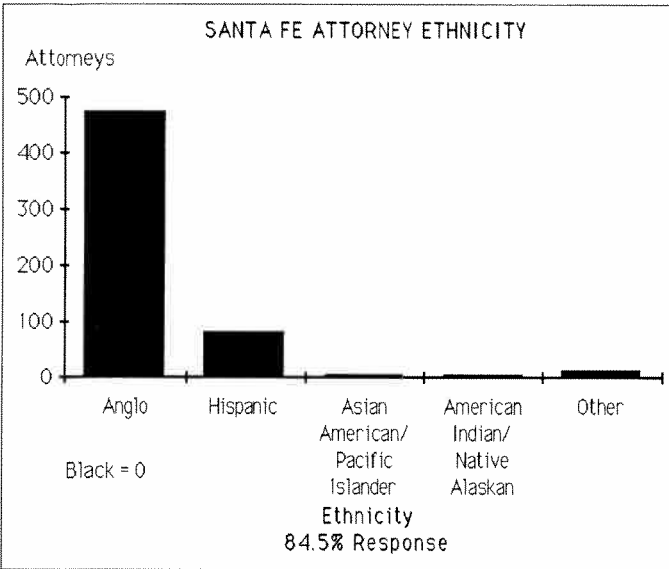
(continued from page 3)



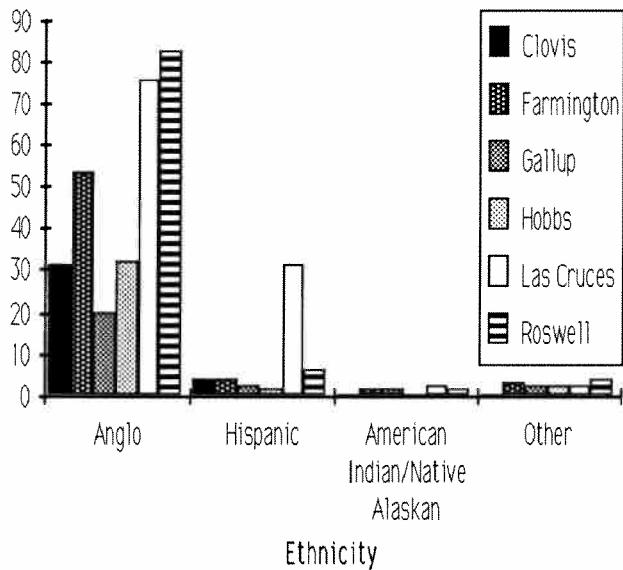


Demographic Information

(continued from page 5)

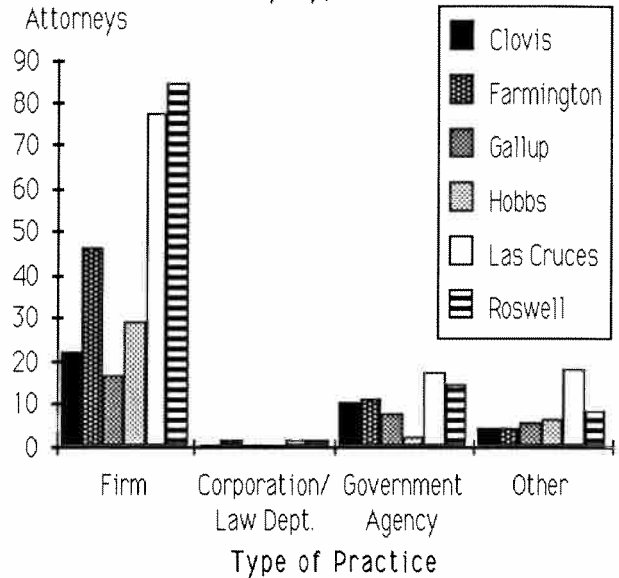


CLOVIS/FARMINGTON/GALLUP/HOBBS/
LAS CRUCES/ROSWELL ATTORNEYS



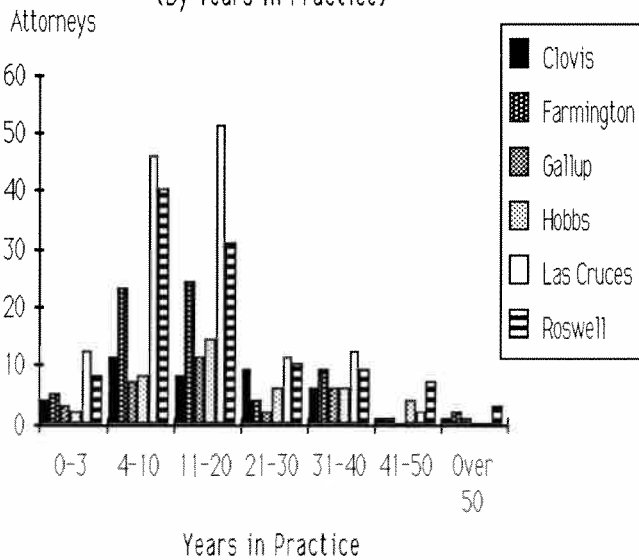
Black and Asian American/Pacific Islander = 0 in all cities listed
 Clovis = 87.5% Response Farmington = 94.1% Response
 Gallup = 83.3% Response Hobbs = 87.5% Response
 Las Cruces = 82% Response Roswell = 86.1% Response

CLOVIS/FARMINGTON/GALLUP/HOBBS/
LAS CRUCES/ROSWELL ATTORNEYS
(By Type)



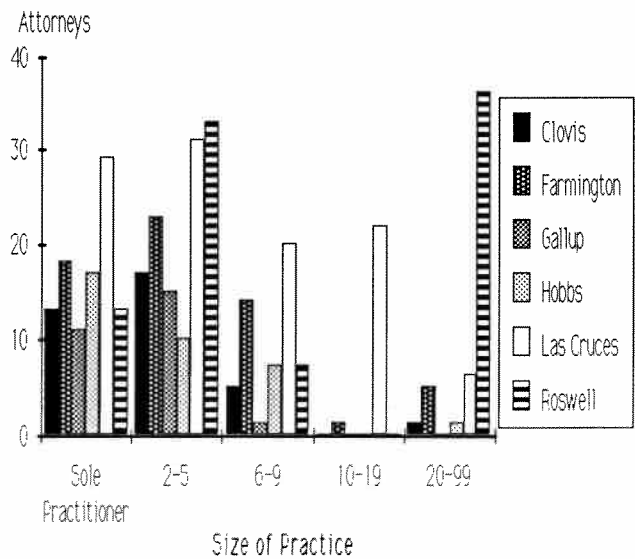
Clovis = 87.5% Response Farmington = 94.1% Response
 Gallup = 83.3% Response Hobbs = 87.5% Response
 Las Cruces = 82% Response Roswell = 86% Response

CLOVIS/FARMINGTON/GALLUP/HOBBS/
LAS CRUCES/ROSWELL ATTORNEYS
(By Years in Practice)



Clovis = 87.5% Response Farmington = 94.1% Response
 Gallup = 83.3% Response Hobbs = 87.5% Response
 Las Cruces = 82% Response Roswell = 86% Response

CLOVIS/FARMINGTON/GALLUP/HOBBS/LAS CRUCES/ROSWELL
(by Size of Practice)



100 or more = 0 in all cities listed
 Clovis = 87.5% Response Farmington = 94.1% Response
 Gallup = 83.3% Response Hobbs = 87.5% Response
 Las Cruces = 82% Response Roswell = 86.1% Response

STATE BAR OF NEW MEXICO

1988 LICENSE & MEMBERSHIP STATISTICAL INFORMATION

TOTAL MEMBERSHIP - 4,345

GENDER

(100% Response Rate)

	Active Instate	Active Out-of-State	Inactive	Total
MALE	2,617	333	409	3,359 (77.3%)
FEMALE	777	101	108	986 (22.7%)
TOTAL	3,394	434	517	4,345

TYPE OF PRACTICE

(82.9% Response Rate)

	Active Instate	Active Out-of-State	Inactive	Total
FIRM	1,898	169	101	2,168 (60.2%)
CORPORATION LAW DEPT.	55	33	24	112 (3%)
GOVERNMENT AGENCY	550	55	72	677 (18.8%)
OTHER	470	81	94	645 (17.9%)
TOTAL	2,973	338	291	3,602

ETHNICITY

(80% Response Rate)

	Active Instate	Active Out-of-State	Inactive	Total
ANGLO	2,338	265	285	2,888 (82.4%)
HISPANIC	400	23	16	439 (12.5%)
BLACK	11	2	3	16 (.45%)
ASIAN AMERICAN/ PACIFIC ISLANDER	8	4	5	17 (.49%)
AMERICAN INDIAN/ NATIVE ALASKAN	30	24	6	60 (1.7%)
OTHER	68	8	8	84 (2.4%)
TOTAL	2,855	326	323	3,504

NUMBER OF ATTORNEYS IN PRACTICE

(78.5% Response Rate)

	Active Instate	Active Out-of-State	Inactive	Total
SOLE PRACTITIONER	870	72	56	998 (29.2%)
2 - 5	776	72	48	896 (26.3%)
6 - 9	320	24	20	364 (10.7%)
10 - 19	221	39	17	277 (8.1%)
20 - 99	676	61	40	777 (22.8%)
100 OR MORE	14	48	39	101 (3%)
TOTAL	2,877	316	220	3,413

(continued on page 9)

Demographic Information

(continued from page 8)

GOVERNMENT ATTORNEY DEMOGRAPHIC INFORMATION

90.2% Response Rate

ACTIVE INSTATE GOVERNMENT ATTORNEY

TOTAL - 563

MALE - 363

FEMALE - 200

AGE	MALE	FEMALE
20-25	0	1
26-30	24	25
31-40	159	106
41-50	115	55
51-60	39	10
OVER 60	26	3

ETHNIC	MALE	FEMALE
ANGLO	236	142
HISPANIC	74	25
BLACK	0	2
ASIAN AMERICAN/ PACIFIC ISLANDER	0	3
AMERICAN INDIAN/ NATIVE ALASKAN	4	6
OTHER	13	3

YEARS OF PRACTICE	MALE	FEMALE
0-3 YEARS	42	42
4-10 YEARS	115	106
11-20 YEARS	134	49
21-30 YEARS	36	2
31-40 YEARS	35	1
41-50 YEARS	1	0

PRIVATE PRACTICE ATTORNEY DEMOGRAPHIC INFORMATION

ACTIVE INSTATE PRIVATE PRACTICE ATTORNEY

83.4% Response Rate

TOTAL - 563

MALE 2255

FEMALE 575

AGE	MALE	FEMALE
20-25	2	0
26-30	127	57
31-40	868	346
41-50	744	144
51-60	252	21
OVER 60	262	7

ETHNIC	MALE	FEMALE
ANGLO	1552	408
HISPANIC	249	52
BLACK	5	2
ASIAN AMERICAN/ PACIFIC ISLANDER	5	0
AMERICAN INDIAN/ NATIVE ALASKAN	13	7
OTHER	63	5

YEARS OF PRACTICE	MALE	FEMALE
0-3 YEARS	133	83
4-10 YEARS	627	320
11-20 YEARS	901	153
21-30 YEARS	293	11
31-40 YEARS	205	8
41-50 YEARS	65	0
OVER 50 YEARS	31	0

CITY ATTORNEY DEMOGRAPHIC INFORMATION

83.4% Response Rate

ACTIVE INSTATE ALBUQUERQUE ATTORNEYS

TOTAL - 1822

MALE - 1365 FEMALE - 457

AGE	MALE	FEMALE
20-25		4
26-30		120
31-40		826
41-50		572
51-60		171
OVER 60		129

ETHNIC	COUNT
ANGLO	1261
HISPANIC	191
BLACK	12
ASIAN AMERICAN/ PACIFIC ISLANDER	7
AMERICAN INDIAN/ NATIVE ALASKAN	16
OTHER	34

YEARS OF PRACTICE	COUNT
0-3 YEARS	185
4-10 YEARS	646
11-20 YEARS	645
21-30 YEARS	184
31-40 YEARS	123
41-50 YEARS	24
OVER 50 YEARS	15

TYPE OF PRACTICE	COUNT
FIRM	1085
CORPORATION LAW DEPT.	42
GOVERNMENT AGENCY	224
OTHER	266

SIZE OF PRACTICE	COUNT
SOLE PRACTITIONER	482
2-5	366
6-9	136
10-19	89
20-99	471
100 OR MORE	11

ACTIVE INSTATE LAS CRUCES ATTORNEYS

82.1% Response Rate

TOTAL -134

MALE - 111

FEMALE - 23

AGE	COUNT
20-25	0
26-30	12
31-40	61
41-50	33
51-60	15
OVER 60	13

ETHNIC	COUNT
ANGLO	75
HISPANIC	31
BLACK	0
ASIAN AMERICAN/ PACIFIC ISLANDER	0
AMERICAN INDIAN/ NATIVE ALASKAN	2
OTHER	2

(continued on page 10)

Demographic Information

(continued from page 9)

YEARS OF PRACTICE	
0-3 YEARS	12
4-10 YEARS	46
11-20 YEARS	51
21-30 YEARS	11
31-40 YEARS	12
41-50 YEARS	2
OVER 50 YEARS	0

TYPE OF PRACTICE	
FIRM	77
CORPORATION LAW DEPT.	1
GOVERNMENT AGENCY	17
OTHER	18

SIZE OF PRACTICE	
SOLE PRACTITIONER	29
2-5	31
6-9	20
10-19	22
20-99	6
100 OR MORE	0

ACTIVE INSTATE SANTA FE ATTORNEY	
84.5% Response Rate	
TOTAL - 1822	
MALE - 478	FEMALE - 187
AGE	
20-25	2
26-30	41
31-40	293
41-50	234
51-60	52
OVER 60	43

ETHNIC	
ANGLO	469
HISPANIC	79
BLACK	0
ASIAN AMERICAN/ PACIFIC ISLANDER	1
AMERICAN INDIAN/ NATIVE ALASKAN	1
OTHER	12

YEARS OF PRACTICE	
0-3 YEARS	42
4-10 YEARS	225
11-20 YEARS	277
21-30 YEARS	74

31-40 YEARS	32
41-50 YEARS	11
OVER 50 YEARS	4

TYPE OF PRACTICE	
FIRM	334
CORPORATION LAW DEPT.	4
GOVERNMENT AGENCY	182
OTHER	69

SIZE OF PRACTICE	
SOLE PRACTITIONER	132
2-5	110
6-9	88
10-19	84
20-99	158
100 OR MORE	2

ACTIVE INSTATE ROSWELL ATTORNEY	
86.1% Response Rate	
TOTAL - 108	
MALE - 98	FEMALE - 10
AGE	
20-25	0
26-30	14
31-40	49
41-50	20
51-60	8
OVER 60	17

ETHNIC	
ANGLO	82
HISPANIC	6
BLACK	0
ASIAN AMERICAN/ PACIFIC ISLANDER	0
AMERICAN INDIAN/ NATIVE ALASKAN	1
OTHER	4

YEARS OF PRACTICE	
0-3 YEARS	8
4-10 YEARS	40
11-20 YEARS	31
21-30 YEARS	10
31-40 YEARS	9
41-50 YEARS	7
OVER 50 YEARS	3

TYPE OF PRACTICE	
FIRM	84
CORPORATION LAW DEPT.	1
GOVERNMENT AGENCY	14
OTHER	8

SIZE OF PRACTICE	
SOLE PRACTITIONER	13
2-5	33
6-9	7
10-19	0
20-99	36
100 OR MORE	0

ACTIVE INSTATE CLOVIS ATTORNEY	
87.5% Response Rate	
TOTAL - 40	
MALE - 36	FEMALE - 4
AGE	
20-25	0
26-30	4
31-40	12
41-50	10
51-60	9
OVER 60	5

ETHNIC	
ANGLO	31
HISPANIC	4
BLACK	0
ASIAN AMERICAN/ PACIFIC ISLANDER	0
AMERICAN INDIAN/ NATIVE ALASKAN	0
OTHER	0

YEARS OF PRACTICE	
0-3 YEARS	4
4-10 YEARS	11
11-20 YEARS	8
21-30 YEARS	9
31-40 YEARS	6
41-50 YEARS	1
OVER 50 YEARS	1

TYPE OF PRACTICE	
FIRM	22
CORPORATION LAW DEPT.	0
GOVERNMENT AGENCY	10
OTHER	4

SIZE OF PRACTICE	
SOLE PRACTITIONER	13
2-5	17
6-9	5
10-19	0
20-99	1
100 OR MORE	0

Demographic Information

(continued from page 10)

ACTIVE INSTATE FARMINGTON ATTORNEY

94.1% Response Rate

TOTAL - 68

MALE - 65 FEMALE - 3

AGE

20-25 0
26-30 5
31-40 30
41-50 19
51-60 5
OVER 60 9

ETHNIC

ANGLO 53
HISPANIC 4
BLACK 0
ASIAN AMERICAN/
PACIFIC ISLANDER 0
AMERICAN INDIAN/
NATIVE ALASKAN 1
OTHER 3

YEARS OF PRACTICE

0-3 YEARS 5
4-10 YEARS 23
11-20 YEARS 24
21-30 YEARS 4
31-40 YEARS 9
41-50 YEARS 1
OVER 50 YEARS 2

TYPE OF PRACTICE

FIRM 46
CORPORATION LAW DEPT. 1
GOVERNMENT AGENCY 11
OTHER 4

SIZE OF PRACTICE

SOLE PRACTITIONER 18
2-5 23
6-9 14
10-19 1
20-99 5
100 OR MORE 0

ACTIVE INSTATE GALLUP ATTORNEY

83.3% Response Rate

TOTAL - 30

MALE - 24 FEMALE - 6

AGE

20-25 0
26-30 2
31-40 13
41-50 7
51-60 6
OVER 60 2

ETHNIC

ANGLO 20
HISPANIC 2
BLACK 0
ASIAN AMERICAN/
PACIFIC ISLANDER 0
AMERICAN INDIAN/
NATIVE ALASKAN 1
OTHER 2

YEARS OF PRACTICE

0-3 YEARS 3
4-10 YEARS 7
11-20 YEARS 11
21-30 YEARS 2
31-40 YEARS 6
41-50 YEARS 0
OVER 50 YEARS 1

TYPE OF PRACTICE

FIRM 16
CORPORATION LAW DEPT. 0
GOVERNMENT AGENCY 7
OTHER 5

SIZE OF PRACTICE

SOLE PRACTITIONER 11
2-5 15
6-9 1
10-19 0
20-99 0
100 OR MORE 0

ACTIVE INSTATE HOBBS ATTORNEY

87.5% Response Rate

TOTAL - 40

MALE - 39 FEMALE - 1

AGE

20-25 0
26-30 3
31-40 12
41-50 13
51-60 6
OVER 60 6

ETHNIC

ANGLO 32
HISPANIC 1
BLACK 0
ASIAN AMERICAN/
PACIFIC ISLANDER 0
AMERICAN INDIAN/
NATIVE ALASKAN 0
OTHER 2

YEARS OF PRACTICE

0-3 YEARS 2
4-10 YEARS 8
11-20 YEARS 14
21-30 YEARS 6
31-40 YEARS 6
41-50 YEARS 4
OVER 50 YEARS 0

TYPE OF PRACTICE

FIRM 29
CORPORATION LAW DEPT. 0
GOVERNMENT AGENCY 2
OTHER 6

SIZE OF PRACTICE

SOLE PRACTITIONER 17
2-5 10
6-9 7
10-19 0
20-99 1
100 OR MORE 0

Local Bar Associations Schedule Meetings

Albuquerque Bar Association - (All luncheon meetings)

July 5 Aug. 2 Sept. 6 Oct. 4 Nov. 1 Dec. 6

Cibola County Bar Association

July 20 Aug. 17 Sept. 21 Oct. 19 Nov. 16 Dec. 21

All meetings at 12:00 noon

Curry-Roosevelt County Bar Association

Varied meetings times and places. Contact Nicholas Kennedy for more information.

First Judicial District Bar

June 20 July 18 Sept. 19 Oct. 17 Nov. 21 January 16, 1989

All meetings are at 12:00 noon at La Fonda in Santa Fe.

Fourth Judicial District Bar Association

First Thursday of each month at El Rialto Restaurant, Meeting Room in Las Vegas.

Grant County Bar Association

July 4 Aug. 1 Sept. 5 Oct. 3 Nov. 7 Dec. 5

Meetings are held on the first Monday of each month at 12:00 noon at Red Barn Restaurant in Silver City.

Otero County Bar Association

July 11 Aug. 1 Sept. 12 Oct. 3 Nov. 7 Dec. 5

Quay County Bar Association

Third Tuesday of each month at noon.

San Juan County Bar Association

July 21 Aug. 18 Sept. 15 Oct. 2 Nov. 17 Dec. 15

Meetings are every third Thursday of each month at noon at the San Juan Country Club in Farmington.

Insta-Cite Service on WESTLAW

On March 22, 1988, the New Mexico Supreme Court issued an opinion in *Russell v. Protective Insurance Co.*, 751 P.2d 693, which superceded a 1982 case, *Dickson v. Mountain States*, 98 N.M. 479, 650 P.2d 1. Westlaw users who checked the *Dickson* cite on the Insta-Cite service found out that *Dickson* was no longer good law within days of the release of the *Russell* opinion by the Court. The impact of this ruling was revealed by Insta-Cite even before the *Russell* opinion was published in the *Bar Bulletin*.

Shepards does not yet show that *Dickson* has been superceded, and will not until July or August. Many attorneys are now aware of this lag in reporting critical developments on Shepards. When everyone relied on Shepards alone, the lag didn't matter. But now with developments being reported within days on the Westlaw Insta-Cite Service, the lag is a danger to the unwary attorney.

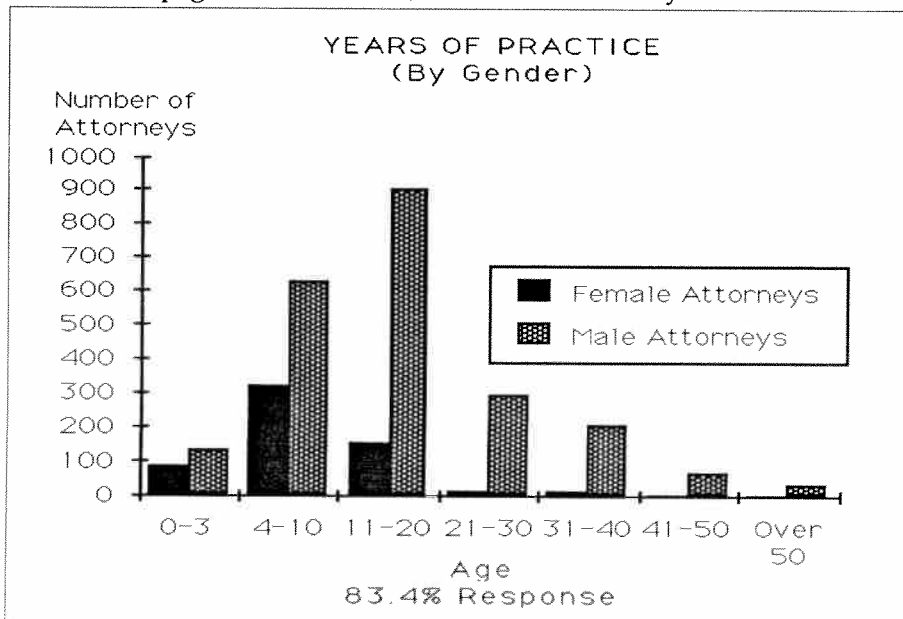
Now Westlaw with Insta-Cite and hundreds of valuable databases and services is available to every firm in the state through the LegalNet subscription plan. This plan provides free software for your personal computer and free training at a training center. There is no subscription fee and no minimum usage requirement. You can have Westlaw in your office and pay only for what you use.

For more information about this plan, call LegalNet at 345-6555.

Corrections to Demographic Information

Please note the following corrections to the Demographic Information printed in last week's *Bar Bulletin*. The following graph replaces that printed on page 4, bottom right corner.

Also on page 10, first column, the Santa Fe Attorney total is 665.



Hot Tip



New Directions - The IRS
Albuquerque District Director's Office

Audio Tape \$15.00 - 1 ethics credit

Family Law Institute

Audio Tape \$75.00

15.9 MCLE Credits includes 1 ethics

Send your request in writing along with payment to CLE office.

Demographic Information

(continued from page 10)

ACTIVE INSTATE FARMINGTON ATTORNEY	
94.1% Response Rate	
TOTAL - 68	
MALE - 65	FEMALE - 3
AGE	
20-25	0
26-30	5
31-40	30
41-50	19
51-60	5
OVER 60	9
ETHNIC	
ANGLO	53
HISPANIC	4
BLACK	0
ASIAN AMERICAN/ PACIFIC ISLANDER	0
AMERICAN INDIAN/ NATIVE ALASKAN	1
OTHER	3
YEARS OF PRACTICE	
0-3 YEARS	5
4-10 YEARS	23
11-20 YEARS	24
21-30 YEARS	4
31-40 YEARS	9
41-50 YEARS	1
OVER 50 YEARS	2
TYPE OF PRACTICE	
FIRM	46
CORPORATION LAW DEPT.	1
GOVERNMENT AGENCY	11
OTHER	4
SIZE OF PRACTICE	
SOLE PRACTITIONER	18
2-5	23
6-9	14
10-19	1
20-99	5
100 OR MORE	0

ACTIVE INSTATE GALLUP ATTORNEY

83.3% Response Rate

TOTAL - 30

MALE - 24 FEMALE - 6

AGE	
20-25	0
26-30	2
31-40	13
41-50	7
51-60	6
OVER 60	2

ETHNIC

ANGLO	20
HISPANIC	2
BLACK	0
ASIAN AMERICAN/ PACIFIC ISLANDER	0
AMERICAN INDIAN/ NATIVE ALASKAN	1
OTHER	2

YEARS OF PRACTICE

0-3 YEARS	3
4-10 YEARS	7
11-20 YEARS	11
21-30 YEARS	2
31-40 YEARS	6
41-50 YEARS	0
OVER 50 YEARS	1

TYPE OF PRACTICE

FIRM	16
CORPORATION LAW DEPT.	0
GOVERNMENT AGENCY	7
OTHER	5

SIZE OF PRACTICE

SOLE PRACTITIONER	11
2-5	15
6-9	1
10-19	0
20-99	0
100 OR MORE	0

ACTIVE INSTATE HOBBS ATTORNEY

87.5% Response Rate

TOTAL - 40

MALE - 39 FEMALE - 1

AGE	
20-25	0
26-30	3
31-40	12
41-50	13
51-60	6
OVER 60	6

ETHNIC

ANGLO	32
HISPANIC	1
BLACK	0
ASIAN AMERICAN/ PACIFIC ISLANDER	0
AMERICAN INDIAN/ NATIVE ALASKAN	0
OTHER	2

YEARS OF PRACTICE

0-3 YEARS	2
4-10 YEARS	8
11-20 YEARS	14
21-30 YEARS	6
31-40 YEARS	6
41-50 YEARS	4
OVER 50 YEARS	0

TYPE OF PRACTICE

FIRM	29
CORPORATION LAW DEPT.	0
GOVERNMENT AGENCY	2
OTHER	6

SIZE OF PRACTICE

SOLE PRACTITIONER	17
2-5	10
6-9	7
10-19	0
20-99	1
100 OR MORE	0